

Results



GRAND PRIX BIRMINGHAM



TIMING, RESULTS SERVICE & DISTANCE MEASUREMENT





GRAND PRIX
BIRMINGHAM

IAAF DIAMOND LEAGUE

Birmingham (GBR)

20 August 2017

IAAF
*Diamond
League*

Results

TIMING, RESULTS SERVICE &
DISTANCE MEASUREMENT BY



100m Men

20 AUG 2017 / 15:23

Wind: -0.2 m/s

Rank	Name	Nat	Date of Birth	Lane	Reaction time	Result
1	UJAH Chijindu	GBR	5 MAR 1994	4	0.130	10.08
2	DASAOLU James	GBR	5 SEP 1987	5	0.141	10.11
3	HUGHES Zharnel	GBR	13 JUL 1995	7	0.120	10.13
4	AIKINES-ARYEETAY Harry	GBR	29 AUG 1988	2	0.120	10.19
5	EDOBURUN Ojie	GBR	2 JUN 1996	6	0.143	10.25
6	ROBERTSON Andrew	GBR	17 DEC 1990	1	0.135	10.46
7	de ESCOFET Kyle	GBR	4 OCT 1996	8	0.130	10.78
	GEMILI Adam	GBR	6 OCT 1993	3	F ¹	DQ

R 162.7

200m Men

20 AUG 2017 / 16:17

Wind: -0.1 m/s

Rank	Name	Nat	Date of Birth	Lane	Reaction time	Result
1	GULIYEV Ramil	TUR	29 MAY 1990	5	0.151	20.17
2	WEBB Ameer	USA	19 MAR 1991	4	0.145	20.26
3	BROWN Aaron	CAN	27 MAY 1992	1	0.137	20.30
4	MAKWALA Isaac	BOT	29 SEP 1986	3	0.158	20.41
5	MITCHELL-BLAKE Nethaneel	GBR	2 APR 1994	6	0.155	20.46
6	TALBOT Daniel	GBR	1 MAY 1991	2	0.138	20.47
7	LEMAITRE Christophe	FRA	11 JUN 1990	8	0.143	20.53
8	YOUNG Isiah	USA	5 JAN 1990	7	0.144	20.55

SB

400m Men

20 AUG 2017 / 15:32

Rank	Name	Nat	Date of Birth	Lane	Reaction time	Result
1	COWAN Dwayne	GBR	1 JAN 1985	6	0.158	45.34
2	NORWOOD Vernon	USA	10 APR 1992	4	0.155	45.52
3	YOUSIF Rabah	GBR	11 DEC 1986	7	0.159	45.58
4	ATINE-VENEL Teddy	FRA	16 MAR 1985	8	0.144	45.70
5	GREGAN Brian	IRL	31 DEC 1989	3	0.144	45.93
6	BORLÉE Kevin	BEL	22 FEB 1988	5	0.139	46.23
7	ROONEY Martyn	GBR	3 APR 1987	2	0.145	46.28
8	LYLES Josephus	USA	22 JUL 1998	1	0.165	46.75


PB

SB

INTERNET Service: <https://birmingham.diamondleague.com>

Page 2 of 17

printed at SUN 20 AUG 2017 17:06



IAAF *Diamond League*



800_19418



Results

800m Men

20 AUG 2017 / 15:14

Rank	Name	Nat	Date of Birth	Lane	Result
1	AMOS Nijel	BOT	15 MAR 1994	3	1:44.50
2	KSZCZOT Adam	POL	2 SEP 1989	4	1:45.28
3	LEWANDOWSKI Marcin	POL	13 JUN 1987	2-1	1:45.33 SB
4	McBRIDE Brandon	CAN	15 JUN 1994	1	1:45.39
5	GILES Elliot	GBR	26 MAY 1994	7	1:45.44
6	LANGFORD Kyle	GBR	2 FEB 1996	5	1:45.69
7	KIPROP Asbel	KEN	30 JUN 1989	6	1:46.05
8	LEARMONTH Guy	GBR	24 APR 1992	8-2	1:46.28
9	SOWINSKI Erik	USA	21 DEC 1989	2-2	1:46.43
	SOM Bram	(PM) NED	20 FEB 1980	8-1	DNF

Intermediate times::
400m 50.06 SOM Bram (NED)
600m 1:17.58 AMOS Nijel (BOT)

1 Mile Men

Emsley Carr Mile

20 AUG 2017 / 14:32

Rank	Name	Nat	Date of Birth	Order	Result
1	WIGHTMAN Jake	GBR	11 JUL 1994	10	3:54.92
2	O'HARE Chris	GBR	23 NOV 1990	13	3:55.01
3	BLANKENSHIP Ben	USA	15 DEC 1988	3	3:55.89
4	TORRENCE David	PER	26 NOV 1985	14	3:56.10
5	AHMED Mohammed	CAN	5 JAN 1991	8	3:56.60
6	WILLIAMSZ Jordan	AUS	21 AUG 1992	6	3:56.89 PB
7	JAGER Evan	USA	8 MAR 1989	12	3:57.39
8	DO ROSARIO ANDRE Thiago	BRA	4 AUG 1995	1	3:57.91
9	HAIRANE Jamal	QAT	26 MAY 1993	11	3:59.34 PB
10	KIMELI Isaac	BEL	9 MAR 1994	5	3:59.35
11	GREGSON Ryan	AUS	26 APR 1990	7	4:00.52
12	FITZGIBBON Robbie	GBR	23 MAR 1996	4	4:00.63
13	ANDREWS Robby	USA	29 MAR 1991	9	4:03.24
	DOUMA Richard	NED	17 APR 1993	2	DNF
	ROTICH Andrew Kiptoo	(PM) KEN	24 DEC 1987	15	DNF

Intermediate times::
400m 56.13 ROTICH Andrew Kiptoo (KEN)
800m 1:57.36 ROTICH Andrew Kiptoo (KEN)
1200m 2:59.32 JAGER Evan (USA)





GRAND PRIX
BIRMINGHAM

IAAF DIAMOND LEAGUE

Birmingham (GBR)

20 August 2017

IAAF
*Diamond
League*

Results

3000m Men

20 AUG 2017 / 16:45

Rank	Name	Nat	Date of Birth	Order	Result
1	FARAH Mo	GBR	23 MAR 1983	12	7:38.64
2	MECHAAL Adel	ESP	5 DEC 1990	9	7:40.34
3	KIPLANGAT Davis	KEN	10 JUL 1998	6	7:40.63
4	BUTCHART Andrew	GBR	14 OCT 1991	8	7:44.10
5	TIERNAN Patrick	AUS	11 SEP 1994	11	7:46.99
6	RINGER Richard	GER	27 FEB 1989	5	7:49.92
7	MEAD Hassan	USA	28 AUG 1989	7	7:51.09
8	BOUCHIKHI Soufiane	BEL	22 MAR 1990	1	7:55.55 PB
9	CAMPBELL Kemoy	JAM	14 JAN 1991	10	8:07.26
10	ZALEWSKI Krystian	POL	11 APR 1989	2	8:11.51
11	WEST James	GBR	30 JAN 1996	4	8:16.32
12	GOOLAB Nick	GBR	30 JAN 1990	3	8:18.58
	BIRGEN Bethwell	(PM) KEN	6 AUG 1988	14	DNF
	KIBET Vincent	(PM) KEN	6 MAY 1991	13	DNF


Intermediate times:: 1000m 2:33.11 KIBET Vincent (KEN)
2000m 5:10.75 BIRGEN Bethwell (KEN)

110m Hurdles Men

20 AUG 2017 / 15:57

Wind: -0.6 m/s

Rank	Name	Nat	Date of Birth	Lane	Reaction time	Result
1	MERRITT Aries	USA	24 JUL 1985	6	0.127	13.29
2	SHUBENKOV Sergey	ANA	4 OCT 1990	7	0.133	13.31
3	ALLEN Devon	USA	12 DEC 1994	9	0.119	13.40
4	BAJI Balázs	HUN	9 JUN 1989	8	0.132	13.47
5	ORTEGA Orlando	ESP	29 JUL 1991	4	0.140	13.48
6	POZZI Andrew	GBR	15 MAY 1992	3	0.119	13.53
7	KING David	GBR	13 JUN 1994	1	0.138	13.65
	BRATHWAITE Shane	BAR	8 FEB 1990	2	F ¹	DQ R 162.7
	DARIEN Garfield	FRA	22 DEC 1987	5	F ¹	DQ R 162.7



IAAF *Diamond League*





GRAND PRIX
BIRMINGHAM

IAAF DIAMOND LEAGUE

Birmingham (GBR)

20 August 2017

IAAF
Diamond
League

Results

High Jump Men

20 AUG 2017 / 15:00

Rank	Name	Nat	Date of Birth	Order	Result
1	BARSHIM Mutaz Essa	QAT	24 JUN 1991	10	2.40 WL MR
2	GHAZAL Majed Aldin	SYR	21 APR 1987	9	2.31
3	GALE Tom	GBR	18 DEC 1998	3	2.24
4	CASTRO RIVERA Luis	PUR	29 JAN 1991	1	2.24
5	PRZYBYLKO Mateusz	GER	9 MAR 1992	8	2.24
6	BEDNAREK Sylwester	POL	28 APR 1989	6	2.20
7	GRABARZ Robbie	GBR	3 OCT 1987	7	2.20
7	MASON Michael	CAN	30 SEP 1986	5	2.20
7	TAMBERI Gianmarco	ITA	1 JUN 1992	4	2.20
7	THOMAS Donald	BAH	1 JUL 1984	2	2.20

		2.15	2.20	2.24	2.28	2.31	2.33	2.35	2.37	2.39	2.40
1	BARSHIM ME	-	o	o	o	xxo	o	o	-	xx-	o
2	GHAZAL MA	o	xo	o	o	o	x-	r			
3	GALE T	o	o	o	xxx						
4	CASTRO RIVERA L	o	o	xo	xxx						
5	PRZYBYLKO M	o	xxo	xxo	xxx						
6	BEDNAREK S	o	o	xxx							
7	GRABARZ R	o	xo	xxx							
7	MASON M	o	xo	xxx							
7	TAMBERI G	o	xo	xxx							
7	THOMAS D	o	xo	xxx							

Long Jump Men

20 AUG 2017 / 13:31


Rank	Name	Nat	Date of Birth	Order	Result
1	LAWSON Jarrion	USA	6 MAY 1994	9	8.19
2	SAMAAI Ruswahl	RSA	25 SEP 1991	8	8.03
3	HARTFIELD Michael	USA	29 MAR 1990	3	8.02
4	TORNÉUS Michel	SWE	26 MAY 1986	5	7.98
5	MASSÓ Maykel Demetrio	CUB	8 MAY 1999	6	7.81
6	BRAMBLE Dan	GBR	14 OCT 1990	2	7.72
7	LASA Emiliano	URU	25 JAN 1990	4	7.72
8	MOKOENA Godfrey Khotso	RSA	6 MAR 1985	1	7.70
	HENDERSON Jeff	USA	19 FEB 1989	7	NM

		1	2	3	4	5	6
1	LAWSON J	x (+0.3)	7.99 (+0.8)	8.19 (+0.3)	2.72 (-0.9)	-	-
2	SAMAAI R	7.94 (-0.4)	7.92 (-0.5)	x (+1.7)	7.92 (-1.0)	8.03 (+0.9)	7.93 (+0.6)
3	HARTFIELD M	7.67 (+0.4)	x (-0.1)	x (+0.7)	7.70 (+0.3)	7.78 (+0.1)	8.02 (+0.4)
4	TORNÉUS M	7.69 (-0.6)	7.98 (0.0)	7.75 (-0.6)	-	-	7.96 (0.0)
5	MASSÓ MD	x (+0.3)	7.59 (0.0)	7.81 (+0.5)	7.79 (+0.9)	7.70 (+0.9)	x (-0.1)
6	BRAMBLE D	x (-0.6)	x (+0.3)	7.63 (+0.3)	x (+0.5)	7.72 (-0.2)	x (+0.5)
7	LASA E	x (-0.1)	7.72 (0.0)	x (+0.1)	-	r	
8	MOKOENA GK	x (+0.5)	x (+0.5)	7.64 (+0.5)	7.70 (+0.3)	x (+0.4)	7.70 (+0.5)
	HENDERSON J	x (+0.4)	x (-1.2)	r			

INTERNET Service: <https://birmingham.diamondleague.com>

Page 5 of 17

printed at SUN 20 AUG 2017 17:06



IAAF Diamond League



802_PWA_17



Results

Shot Put Men

20 AUG 2017 / 15:53

Rank	Name	Nat	Date of Birth	Order	Result
1	WALSH Tomas	NZL	1 MAR 1992	11	21.83
2	CROUSER Ryan	USA	18 DEC 1992	10	21.55
3	STANEK Tomáš	CZE	13 JUN 1991	6	21.16
4	STORL David	GER	27 JUL 1990	7	21.08
5	HARATYK Michal	POL	10 APR 1992	3	21.01
6	HILL Darrell	USA	17 AUG 1993	2	20.75
7	KOVACS Joe	USA	28 JUN 1989	9	20.52
8	ŽUNIC Stipe	CRO	13 DEC 1990	8	20.29
9	BUKOWIECKI Konrad	POL	17 MAR 1997	4	19.99
10	WHITING Ryan	USA	24 NOV 1986	5	19.96
11	LINCOLN Scott	GBR	7 MAY 1993	1	18.27

		1	2	3	4	5	6
1	WALSH T	20.75	21.29	x	20.92	21.75	21.83
2	CROUSER R	21.55	x	x	21.55	21.53	x
3	STANEK T	20.35	20.79	20.63	21.16	x	r
4	STORL D	21.08	x	20.96	x	x	x
5	HARATYK M	19.65	20.20	20.50	21.01	20.61	20.35
6	HILL D	x	20.75	-	r		
7	KOVACS J	20.29	x	20.52	20.12	x	x
8	ŽUNIC S	20.21	x	20.29	x	x	20.10
9	BUKOWIECKI K	x	x	19.99			
10	WHITING R	19.64	x	19.96			
11	LINCOLN S	18.12	18.27	x			

100m Men

T44

20 AUG 2017 / 14:50

Wind: +0.2 m/s

Rank	Name	Nat	Date of Birth	Lane	Reaction time	Result
1	PEACOCK Jonathan	GBR	28 MAY 1993	4	0.152	11.03
2	WALLACE Jarryd	USA	15 MAY 1990	5	0.156	11.12
3	SEITIS Michail	GRE	9 JUN 1987	3	0.141	11.53
4	VLOET Levi	NED	23 FEB 1996	6	0.148	12.17


200m Men

T42

20 AUG 2017 / 14:42

Wind: -1.4 m/s

Rank	Name	Nat	Date of Birth	Lane	Result
1	MAHLANGU Ntando	RSA	26 JAN 2002	5	23.16 PB
2	WOODS Regas	USA	26 MAR 1981	6	26.60
3	de JONG Joel	NED	1 JAN 2002	3	30.80
	WHITEHEAD Richard	GBR	19 JUL 1976	4	DQ IPC 18.5





Results

4x100m Relay Boys

Club:Connect Under 13

20 AUG 2017 / 12:12


Rank	Nat	Team	Lane	Result	
1	GBR	Coventry Godiva Harriers	5	52.23	PB
2	GBR	Marshall Milton Keynes AC	4	52.43	PB
3	GBR	Bedford & County AC	6	52.45	PB
4	GBR	Birchfield Harriers	8	54.86	
5	GBR	Rugby & Northampton AC	7	54.93	SB
6	GBR	Stockport Harriers	3	54.98	
7	GBR	Solihull & Small Heath AC	2	57.73	

4x100m Relay Boys

Club:Connect Under 15

20 AUG 2017 / 12:24

Rank	Nat	Team	Lane	Result	
1	GBR	Coventry Godiva Harriers	2	46.60	PB
2	GBR	Marshall Milton Keynes AC	5	47.33	PB
3	GBR	Birchfield Harriers	4	49.61	
4	GBR	Rugby & Northampton AC	7	50.56	
	GBR	Notts AC	3	DQ	R 170.7
	GBR	Solihull & Small Heath AC	6	DQ	R 170.7





Results

4x100m Relay Boys

Club:Connect Under 17

20 AUG 2017 / 12:36

Rank	Nat	Team	Lane	Result
1	GBR	Marshall Milton Keynes AC	4	43.91
2	GBR	Rugby & Northampton AC	6	45.50 SB
3	GBR	Notts AC	5	45.99
4	GBR	Amber Valley AC	3	46.72
5	GBR	Solihull & Small Heath AC	2	46.91

4x100m Relay Men

Club:Connect Under 20

20 AUG 2017 / 13:12

Rank	Nat	Team	Lane	Reaction time	Result
1	GBR	Marshall Milton Keynes AC	7	0.123	43.80 PB
2	GBR	Birchfield Harriers	5	0.149	44.29
3	GBR	Charnwood AC	6	0.142	44.40
4	GBR	Coventry Godiva Harriers	2	0.124	44.98 SB
5	GBR	Rugby & Northampton AC	3		45.11
6	GBR	Notts AC	4	0.153	45.72

Walk vs Run

20 AUG 2017 / 14:01


Rank	Name	Nat	Date of Birth	Order	Result
1	BOSWORTH Tom	GBR	17 JAN 1990	1	3:28.28
2	CLARKE Adam	GBR	3 APR 1991	2	3:28.99

Hammer Throw Men

20 AUG 2017 / 13:00

Rank	Name	Nat	Date of Birth	Order	Result
1	FAJDEK Pawel	POL	4 JUN 1989	3	78.51
2	MILLER Nick	GBR	1 MAY 1993	1	71.69
3	BICHLER Johannes	GER	3 JUL 1990	2	70.06

		1	2	3	4	5	6
1	FAJDEK P	x	x	x	78.10	x	78.51
2	MILLER N	x	x	71.69	x	x	x
3	BICHLER J	67.96	68.57	70.06	69.14	68.17	67.13





GRAND PRIX
BIRMINGHAM

IAAF DIAMOND LEAGUE

Birmingham (GBR)

20 August 2017

IAAF
*Diamond
League*

Results

100m Women

Round 1

20 AUG 2017 / 14:11

Rank	Name	Nat	Date of Birth	Lane	Result	ms
1	TA LOU Marie-Josée	CIV	18 NOV 1988	4	10.94	Q
2	THOMPSON Elaine	JAM	28 JUN 1992	4	10.97	Q
3	ASHER-SMITH Dina	GBR	4 DEC 1995	3	11.13	Q SB
4	LEVY Jura	JAM	4 NOV 1990	3	11.15	Q
5	AKINOSUN Morolake	USA	17 MAY 1994	6	11.17	Q
6	OKAGBARE-IGHOTEGUONOR Blessing	NGR	9 OCT 1988	6	11.18	Q
7	SCHIPPERS Dafne	NED	15 JUN 1992	5	11.19 (.184)	q
8	MILLER-UIBO Shaunae	BAH	15 APR 1994	2	11.19 (.187)	q =PB
9	PHILIP Asha	GBR	25 OCT 1990	7	11.20	
10	CALVERT-POWELL Schillonie	JAM	27 JUL 1988	8	11.23 (.228)	
11	WILLIAMS Christania	JAM	17 OCT 1994	1	11.23 (.229)	
12	HENRY Desiree	GBR	26 AUG 1995	1	11.23 (.230)	
13	MORRISON Natasha	JAM	17 NOV 1992	7	11.24	
14	PEARSON Sally	AUS	19 SEP 1986	2	11.38	SB
15	WILLIAMS Bianca	GBR	18 DEC 1993	8	11.61	
16	WHITNEY Kaylin	USA	9 MAR 1998	9	11.68	
17	OLIVEIRA SANTOS Rosângela Cristina	BRA	20 DEC 1990	5	11.92	


100m Women

Heat 1

20 AUG 2017 / 14:11

Wind: +0.8 m/s

Rank	Name	Nat	Date of Birth	Lane	Reaction time	Result
1	THOMPSON Elaine	JAM	28 JUN 1992	4	0.175	10.97 Q
2	ASHER-SMITH Dina	GBR	4 DEC 1995	3	0.135	11.13 Q SB
3	OKAGBARE-IGHOTEGUONOR Blessing	NGR	9 OCT 1988	6	0.128	11.18 Q
4	WILLIAMS Christania	JAM	17 OCT 1994	1	0.186	11.23
5	MORRISON Natasha	JAM	17 NOV 1992	7	0.179	11.24
6	PEARSON Sally	AUS	19 SEP 1986	2	0.123	11.38 SB
7	WILLIAMS Bianca	GBR	18 DEC 1993	8	0.146	11.61
8	OLIVEIRA SANTOS Rosângela Cristina	BRA	20 DEC 1990	5	0.181	11.92



IAAF *Diamond League*





GRAND PRIX
BIRMINGHAM

IAAF DIAMOND LEAGUE

Birmingham (GBR)

20 August 2017

IAAF
*Diamond
League*

Results

100m Women

Heat 2

20 AUG 2017 / 14:20

Wind: +1.0 m/s

Rank	Name	Nat	Date of Birth	Lane	Reaction time	Result	ms
1	TA LOU Marie-Josée	CIV	18 NOV 1988	4	0.177	10.94	Q
2	LEVY Jura	JAM	4 NOV 1990	3	0.130	11.15	Q
3	AKINOSUN Morolake	USA	17 MAY 1994	6	0.142	11.17	Q
4	SCHIPPERS Dafne	NED	15 JUN 1992	5	0.141	11.19 (.184)	q
5	MILLER-UIBO Shaunae	BAH	15 APR 1994	2	0.122	11.19 (.187)	q =PB
6	PHILIP Asha	GBR	25 OCT 1990	7	0.101	11.20	
7	CALVERT-POWELL Schillonie	JAM	27 JUL 1988	8	0.133	11.23 (.228)	
8	HENRY Desiree	GBR	26 AUG 1995	1	0.136	11.23 (.230)	
9	WHITNEY Kaylin	USA	9 MAR 1998	9	0.180	11.68	

Qualification: First 3 in each heat (Q) and the next 2 fastest (q) advance to the Final

100m Women

Final

20 AUG 2017 / 16:08

Wind: -1.2 m/s

Rank	Name	Nat	Date of Birth	Lane	Reaction time	Result	ms
1	THOMPSON Elaine	JAM	28 JUN 1992	4	0.169	10.93	
2	TA LOU Marie-Josée	CIV	18 NOV 1988	5	0.147	10.97	
3	LEVY Jura	JAM	4 NOV 1990	6	0.141	11.08	
4	OKAGBARE-IGHOTEGUONOR Blessing	NGR	9 OCT 1988	8	0.140	11.21 (.207)	
5	ASHER-SMITH Dina	GBR	4 DEC 1995	3	0.138	11.21 (.210)	
6	SCHIPPERS Dafne	NED	15 JUN 1992	2	0.136	11.22	
7	AKINOSUN Morolake	USA	17 MAY 1994	7	0.141	11.24	
8	MILLER-UIBO Shaunae	BAH	15 APR 1994	1	0.114	11.37	

400m Women


20 AUG 2017 / 16:36

Rank	Name	Nat	Date of Birth	Lane	Reaction time	Result	ms
1	NASER Salwa Eid	BRN	23 MAY 1998	3	0.176	50.59	
2	FELIX Allyson	USA	18 NOV 1985	5	0.156	50.63	
3	OKOLO Courtney	USA	15 MAR 1994	8	0.203	50.66	
4	FRANCIS Phyllis	USA	4 MAY 1992	4	0.190	51.18	
5	WILLIAMS-MILLS Novlene	JAM	26 APR 1982	7	0.252	51.62	
6	JACKSON Shericka	JAM	16 JUL 1994	6	0.170	52.08 (.074)	
7	GORDON Chrisann	JAM	18 SEP 1994	2	0.153	52.08 (.077)	
8	CLARK Zoey	GBR	25 OCT 1994	1	0.148	52.87	

INTERNET Service: <https://birmingham.diamondleague.com>

Page 10 of 17

printed at SUN 20 AUG 2017 17:06



IAAF *Diamond League*



800_PAWP



GRAND PRIX
BIRMINGHAM

IAAF DIAMOND LEAGUE

Birmingham (GBR)

20 August 2017

IAAF
*Diamond
League*

Results

800m Women

20 AUG 2017 / 13:41

Rank	Name	Nat	Date of Birth	Lane	Result
1	ALEMU Habitam	ETH	9 JUL 1997	3	1:59.60
2	SHARP Lynsey	GBR	11 JUL 1990	4	1:59.97
3	LIPSEY Charlene	USA	16 JUL 1991	5	2:00.97
4	BÜCHEL Selina	SUI	26 JUL 1991	6	2:01.32
5	HYNNE Hedda	NOR	13 MAR 1990	2-1	2:01.72
6	EYKENS Renée	BEL	8 JUN 1996	2-2	2:02.23
7	BELL Alexandra	GBR	4 NOV 1992	8-2	2:02.30
8	HINRIKSDÓTTÍR Aníta	ISL	13 JAN 1996	1	2:03.24
9	GUERRERO PUIGDEVALL Esther	ESP	7 FEB 1990	7-2	2:03.26
	CHAMBERS Kendra	(PM) USA	11 SEP 1990	8-1	DNF
	GRACE Kate	USA	24 OCT 1988	7-1	DNS


Intermediate times:: 400m 58.72 CHAMBERS Kendra (USA)
600m 1:30.73 HINRIKSDÓTTÍR Aníta (ISL)

1500m Women

20 AUG 2017 / 16:26

Rank	Name	Nat	Date of Birth	Order	Result
1	SEYAUM Dawit	ETH	27 JUL 1996	11	4:01.36
2	CHEBET Winny	KEN	20 DEC 1990	9	4:02.24
3	ARAFI Rababe	MAR	12 JAN 1991	7	4:02.95
4	TSEGAY Gudaf	ETH	23 JAN 1997	14	4:03.00
5	BAHTA Meraf	SWE	24 JUN 1989	13	4:03.04
6	CICHOCKA Angelika	POL	15 MAR 1988	10	4:03.18
7	SIMPSON Jenny	USA	23 AUG 1986	15	4:03.71
8	WEIGHTMAN Laura	GBR	1 JUL 1991	12	4:05.81
9	QUIGLEY Colleen	USA	20 NOV 1992	4	4:06.07
10	HOULIHAN Shelby	USA	8 FEB 1993	1	4:06.22
11	AKKAOUI Malika	MAR	25 DEC 1987	16	4:07.44
12	ENNAOUI Sofia	POL	30 AUG 1995	8	4:07.85
13	McDONALD Sarah	GBR	2 AUG 1993	5	4:08.21
14	SNOWDEN Katie	GBR	9 MAR 1994	3	4:09.32
15	MARTINEZ Brenda	USA	8 SEP 1987	6	4:09.39
16	SEE Heidi	AUS	9 AUG 1989	2	4:10.86
	MEADOWS Jennifer	(PM) GBR	17 APR 1981	17	DNF

Intermediate times:: 400m 1:02.72 MEADOWS Jennifer (GBR)
800m 2:09.29 MEADOWS Jennifer (GBR)
1200m 3:14.97 TSEGAY Gudaf (ETH)



IAAF Diamond League





Results

3000m Women

20 AUG 2017 / 15:40

Rank	Name	Nat	Date of Birth	Order	Result	
1	HASSAN Sifan	NED	1 JAN 1993	9	8:28.90	MR NR
2	KLOSTERHALFEN Konstanze	GER	18 FEB 1997	14	8:29.89	NR
3	KIPKEMBOI Margaret Chelimo	KEN	9 FEB 1993	4	8:30.11	PB
4	OBIRI Hellen	KEN	13 DEC 1989	15	8:30.21	
5	McCOLGAN Eilish	GBR	25 NOV 1990	6	8:31.00	PB
6	RENGERUK Lilian Kasait	KEN	3 MAY 1997	5	8:33.79	
7	KRUMINS Susan	NED	8 JUL 1986	8	8:34.41	PB
8	TIROP Agnes Jebet	KEN	23 OCT 1995	7	8:35.23	PB
9	ROWBURY Shannon	USA	19 SEP 1984	10	8:35.77	
10	HUDDLE Molly	USA	31 AUG 1984	12	8:44.46	
11	COBURN Emma	USA	19 OCT 1990	11	8:48.60	PB
12	CLARKE Rosie	GBR	17 NOV 1991	2	8:51.02	PB
13	LACAZE Genevieve	AUS	4 AUG 1989	1	8:53.48	
14	FRERICHS Courtney	USA	18 JAN 1993	13	8:53.99	PB
	DIRO Etenesh	ETH	10 MAY 1991	3	DNF	
	TUEI Emily Cherotich	(PM) KEN	13 MAY 1986	16	DNF	

Intermediate times:: 1000m 2:54.08 TUEI Emily Cherotich (KEN)
2000m 5:41.83 OBIRI Hellen (KEN)

400m Hurdles Women


20 AUG 2017 / 15:03

Rank	Name	Nat	Date of Birth	Lane	Reaction time	Result	
1	HEJNOVÁ Zuzana	CZE	19 DEC 1986	5	0.155	54.18	SB
2	MUHAMMAD Dalilah	USA	7 FEB 1990	4	0.159	54.20	
3	RUSSELL Janieve	JAM	14 NOV 1993	6	0.134	54.67	
4	DOYLE Eilidh	GBR	20 FEB 1987	2	0.158	54.89	
5	PETERSEN Sara Slott	DEN	9 APR 1987	7	0.154	55.28	
6	LITTLE Shamier	USA	20 MAR 1995	3	0.220	57.42	

Pole Vault Women

20 AUG 2017 / 13:22

Rank	Name	Nat	Date of Birth	Order	Result
1	STEFANIDI Katerina	GRE	4 FEB 1990	8	4.75
2	BRADSHAW Holly	GBR	2 NOV 1991	4	4.61
3	MEIJER Michaela	SWE	30 JUL 1993	2	4.61
4	MORRIS Sandi	USA	8 JUL 1992	7	4.61
4	SILVA Yarisley	CUB	1 JUN 1987	5	4.61
6	NAGEOTTE Katie	USA	13 JUN 1991	1	4.51
7	PEINADO Robeilys	VEN	26 NOV 1997	6	4.51
8	NEWMAN Alysha	CAN	29 JUN 1994	3	4.51





Results

(cont.)

		4.21	4.41	4.51	4.61	4.68	4.75	4.82	4.88
1	STEFANIDI K	-	-	-	o	xo	xo	-	xxx
2	BRADSHAW H	-	o	xo	o	xxx			
3	MEIJER M	o	o	-	xo	-	xxx		
4	MORRIS S	-	xo	o	xo	xxx			
4	SILVA Y	-	-	xo	xo	xxx			
6	NAGEOTTE K	-	xxo	xo	xxx				
7	PEINADO R	xxx	xxo	xo	xxx				
8	NEWMAN A	o	o	xxo	xxx				

Triple Jump Women

20 AUG 2017 / 15:28

Rank	Name	Nat	Date of Birth	Order	Result
1	IBARGUEN Caterine	COL	12 FEB 1984	9	14.51
2	WILLIAMS Kimberly	JAM	3 NOV 1988	6	14.44
3	RYPAKOVA Olga	KAZ	30 NOV 1984	8	14.29
4	KNYAZHEVA-MINENKO Hanna	ISR	25 SEP 1989	7	14.20
5	JAGACIAK Anna	POL	10 FEB 1990	4	14.02
6	RICKETTS Shanieka	JAM	2 FEB 1992	3	14.00
7	ROJAS Yulimar	VEN	21 OCT 1995	10	13.94
8	MAMONA Patricia	POR	21 NOV 1988	5	13.79
9	ASSANI ISSOUF Jeanine	FRA	17 AUG 1992	2	13.58
10	SAMUEL Laura	GBR	19 FEB 1991	1	13.26

		1	2	3	4	5	6
1	IBARGUEN C	14.01 (-0.3)	14.21 (+0.1)	13.89 (-0.3)	14.30 (+0.2)	14.44 (+0.5)	14.51 (0.0)
2	WILLIAMS K	13.99 (-0.2)	14.44 (+0.1)	14.29 (+0.4)	14.44 (+0.7)	14.04 (-0.2)	14.36 (+1.3)
3	RYPAKOVA O	14.15 (+0.5)	14.24 (+1.0)	-	14.29 (+0.4)	x (+0.4)	x (+0.3)
4	KNYAZHEVA-MINENK H	13.52 (+0.3)	13.90 (+0.3)	13.45 (-0.2)	14.11 (+0.4)	14.20 (+0.4)	13.91 (+0.2)
5	JAGACIAK A	14.02 (+0.1)	13.93 (+0.2)	13.82 (+0.1)	13.66 (-0.5)	13.91 (+0.2)	13.85 (-0.1)
6	RICKETTS S	13.88 (+0.1)	14.00 (+0.5)	13.96 (-0.4)	13.72 (+0.2)	x (+1.0)	x (+0.6)
7	ROJAS Y	x (-0.7)	13.94 (+0.2)	13.51 (+0.4)	-	13.73 (-0.1)	-
8	MAMONA P	13.47 (0.0)	13.79 (+0.9)	x (-0.7)	x (-0.1)	13.57 (+0.4)	13.68 (-0.4)
9	ASSANI ISSOUF J	x (+0.9)	13.58 (+0.6)	x (-0.1)			
10	SAMUEL L	x (+0.5)	13.26 (0.0)	12.92 (0.0)			

Discus Throw Women

20 AUG 2017 / 14:47

Rank	Name	Nat	Date of Birth	Order	Result
1	PERKOVIC Sandra	CRO	21 JUN 1990	9	67.51
2	CABALLERO Denia	CUB	13 JAN 1990	5	65.24
3	PÉREZ Yaimí	CUB	29 MAY 1991	6	65.11
4	STEVENS Dani	AUS	26 MAY 1988	8	64.75
5	ASHLEY Whitney	USA	18 FEB 1989	3	62.21
6	ROBERT-MICHON Mélina	FRA	18 JUL 1979	7	62.17
7	MÜLLER Nadine	GER	21 NOV 1985	4	61.47
8	LEWIS-SMALLWOOD Gia	USA	1 APR 1979	2	56.43
9	LALLY Jade	GBR	30 MAR 1987	1	53.65





GRAND PRIX
BIRMINGHAM

IAAF DIAMOND LEAGUE

Birmingham (GBR)

20 August 2017

IAAF
*Diamond
League*

Results

(cont.)

		1	2	3	4	5	6
1	PERKOVIC S	61.78	62.49	67.22	x	x	67.51
2	CABALLERO D	62.78	65.24	x	x	x	x
3	PÉREZ Y	x	65.11	62.43	61.95	x	x
4	STEVENS D	61.09	64.53	60.39	60.88	64.11	64.75
5	ASHLEY W	62.21	59.10	x	x	x	57.95
6	ROBERT-MICHON M	55.83	58.22	60.01	62.17	x	x
7	MÜLLER N	60.34	x	59.60	61.47	61.06	x
8	LEWIS-SMALLWOOD G	x	55.23	x	52.29	x	56.43
9	LALLY J	x	53.65	x			

100m Women

T37/38

20 AUG 2017 / 13:51

Wind: -1.2 m/s

Rank	Name	Nat	Date of Birth	Lane	Reaction time	Result
1	HAHN Sophie	GBR	23 JAN 1997	5	0.154	12.83
2	COX Kadeena	GBR	10 MAR 1991	6	0.185	13.63
3	HERMITAGE Georgina	GBR	28 MAR 1989	4	0.134	13.69
4	BREEN Olivia	GBR	26 JUL 1996	7	0.230	13.71
5	TUCKER Bethany	GBR	28 JAN 1991	3	0.187	14.36
6	HART Katrina	GBR	17 MAY 1990	8	0.203	14.86



IAAF *Diamond League*





**GRAND PRIX
BIRMINGHAM**

IAAF DIAMOND LEAGUE

Birmingham (GBR)

20 August 2017

IAAF
*Diamond
League*


Results

4x100m Relay Girls

Club: Connect Under 13

20 AUG 2017 / 12:06

Rank	Nat	Team	Lane	Result	
1	GBR	Huntingdonshire AC	2	54.37	PB
2	GBR	Rugby & Northampton AC	5	55.17	
3	GBR	Coventry Godiva Harriers	3	55.70	
4	GBR	Birchfield Harriers	4	56.61	
5	GBR	Solihull & Small Heath AC	6	57.11	
	GBR	Amber Valley AC	1	DQ	R 170.7
	GBR	Bedford & County AC	7	DQ	R 170.7
	GBR	Corby AC	8	DQ	R 170.7



IAAF *Diamond League*





Results

4x100m Relay Girls

Club:Connect Under 15

20 AUG 2017 / 12:18


Rank	Nat	Team	Lane	Result	
1	GBR	Bedford & County AC	6	50.84	PB
2	GBR	Marshall Milton Keynes AC	3	51.45	SB
3	GBR	Rugby & Northampton AC	7	51.65	SB
4	GBR	Kettering Town Harriers	1	51.71	PB
5	GBR	Amber Valley AC	8	52.03	SB
6	GBR	Charnwood AC	5	52.90	
7	GBR	Notts AC	2	53.04	
8	GBR	Birchfield Harriers	4	53.09	

4x100m Relay Girls

Club:Connect Under 17

20 AUG 2017 / 12:30

Rank	Nat	Team	Lane	Result	
1	GBR	Birchfield Harriers	4	50.00	SB
2	GBR	Rugby & Northampton AC	5	51.52	
3	GBR	Solihull & Small Heath AC	3	52.51	
	GBR	Bedford & County AC	6	DNF	
	GBR	Marshall Milton Keynes AC	2	DNF	
	GBR	Notts AC	7	DQ	R 170.7





Results

4x100m Relay Women

Club: Connect Under 20

20 AUG 2017 / 12:42

Rank	Nat	Team	Lane	Result	
1	GBR	Notts AC	3	50.86	
2	GBR	Rugby & Northampton AC	5	53.08	
	GBR	Charnwood AC	4	DQ	R 170.7
	GBR	Coventry Godiva Harriers	6	DQ	R 170.7
	GBR	Marshall Milton Keynes AC	2	DQ	R 170.7

Hammer Throw Women

20 AUG 2017 / 13:00

Rank	Name	Nat	Date of Birth	Order	Result
1	FIODOROW Joanna	POL	4 MAR 1989	3	71.14
2	HITCHON Sophie	GBR	11 JUL 1991	1	70.96
3	PAESLER Carolin	GER	16 DEC 1990	2	65.97

	1	2	3	4	5	6	
1	FIODOROW J	71.14	69.63	x	70.96	70.72	69.98
2	HITCHON S	68.86	68.72	70.44	70.96	x	x
3	PAESLER C	x	65.46	65.80	65.97	64.35	65.69

Hammer Throw
Challenge Mixed

20 AUG 2017 / 13:00

Rank	Name	Nat	Date of Birth	Order	Result
1	FIODOROW / FAJDEK	POL		2	149.65
2	HITCHON / MILLER	GBR		3	142.65
3	PAESLER / BICHLER	GER		1	136.03

	1	2	3	4	5	6
1	FIODOROW / FAJDEK	149.65				
2	HITCHON / MILLER	142.65				
3	PAESLER / BICHLER	136.03				

Legend
 =PB Equal Personal Best MR Meeting Record ms Millisecond
 PB Personal Best SB Season Best WL World Lead NR National Record

